

# 97×33 mm

## San Ace B97 9BMB type




### General Specifications

- Material ..... Frame: Plastic (Flammability: UL 94V-0), Impeller: Plastic (Flammability: UL 94V-0)
- Expected life ..... See the table below. (L10 life: 90% survival rate for continuous operation in free air at 60°C, rated voltage)
- Motor protection function ..... Locked rotor burnout protection, Reverse polarity protection  
For details, please refer to p. 547.
- Dielectric strength ..... 50/60 Hz, 500 VAC, for 1 minute (between lead wire conductors and frame)
- Insulation resistance ..... 10 MΩ or more with a 500 VDC megger (between lead wire conductors and frame)
- Sound pressure level (SPL) ..... At 1 m away from the air inlet
- Storage temperature ..... -30 to +70°C (Non-condensing)
- Lead wire ..... ⊕Red ⊖Black (Sensor) Yellow (Control) Brown  
(For models without PWM control function, there is no speed control wiring.)
- Mass ..... 190 g

### Specifications

The models listed below **have pulse sensors with PWM control function.**

Model no.	Rated voltage [V]	Operating voltage range [V]	PWM duty cycle* [%]	Rated current [A]	Rated input [W]	Rated speed [min <sup>-1</sup> ]	Max. airflow [m <sup>3</sup> /min] [CFM]	Max. static pressure [Pa] [inchH <sub>2</sub> O]	SPL [dB (A)]	Operating temperature [°C]	Expected life [h]
9BMB12P2K01	12	10.8 to 13.2	100	3.4	40.8	6850	1.61 56.8	1280 5.14	66	-20 to +70	40000/60°C
9BMB12P2G01			100	1.8	21.6	5750	1.34 47.3	760 3.05	61		
9BMB12P2S01		10.2 to 13.8	100	1.4	16.8	5250	1.22 43.1	610 2.45	59		
9BMB12P2H01			100	1.1	13.2	4850	1.11 39.2	490 1.968	57		
9BMB12P2F01			100	0.9	10.8	4500	1.04 36.7	410 1.64	56		
9BMB24P2K01	24	21.6 to 26.4	100	1.62	38.88	6850	1.61 56.8	1280 5.14	66		
9BMB24P2G01			100	0.83	19.92	5750	1.34 47.3	760 3.05	61		
9BMB24P2S01			100	0.7	16.8	5250	1.22 43.1	610 2.45	59		
9BMB24P2H01			100	0.55	13.2	4850	1.11 39.2	490 1.968	57		
9BMB24P2F01			100	0.45	10.8	4500	1.04 36.7	410 1.64	56		

\* PWM frequency: 25 kHz. Fan does not rotate when PWM duty cycle is 0%.

The following sensor and control options are available for selection.

Available for all models. **Without sensor** **Pulse sensor**

Differs according to the model. Refer to the table on pp. 566 to 567. **Lock sensor**

The models listed below **have pulse sensors.**

Model no.	Rated voltage [V]	Operating voltage range [V]	Rated current [A]	Rated input [W]	Rated speed [min <sup>-1</sup> ]	Max. airflow [m <sup>3</sup> /min] [CFM]	Max. static pressure [Pa] [inchH <sub>2</sub> O]	SPL [dB (A)]	Operating temperature [°C]	Expected life [h]
9BMB12K201	12	7 to 13.2	3.4	40.8	6850	1.61 56.8	1280 5.14	66	-20 to +70	40000/60°C
9BMB12G201			1.8	21.6	5750	1.34 47.3	760 3.052	61		
9BMB12S201		7 to 13.8	1.4	16.8	5250	1.22 43.1	610 2.45	59		
9BMB12H201			1.1	13.2	4850	1.11 39.2	490 1.968	57		
9BMB12F201			0.9	10.8	4500	1.04 36.7	410 1.647	56		
9BMB24K201	24	12 to 26.4	1.62	38.88	6850	1.61 56.8	1280 5.14	66		
9BMB24G201			0.83	19.9	5750	1.34 47.3	760 3.052	61		
9BMB24S201			0.7	16.8	5250	1.22 43.1	610 2.45	59		
9BMB24H201			0.55	13.2	4850	1.11 39.2	490 1.968	57		
9BMB24F201			0.45	10.8	4500	1.04 36.7	410 1.647	56		

The following sensor and control options are available for selection.

Available for all models. **Without sensor** **PWM control**

Differs according to the model. Refer to the table on pp. 566 to 567. **Lock sensor**

JIAN 健策

0755—23706799

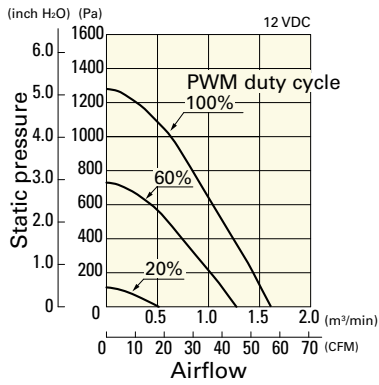
微信扫码  
咨询工程师



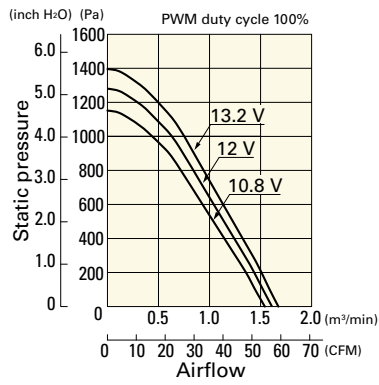
# Airflow - Static Pressure Characteristics / PWM Duty - Speed Characteristics Example

**9BMB12P2K01** With pulse sensor with PWM control function

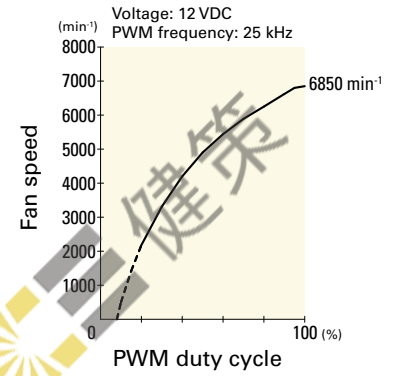
PWM duty cycle



Operating voltage range

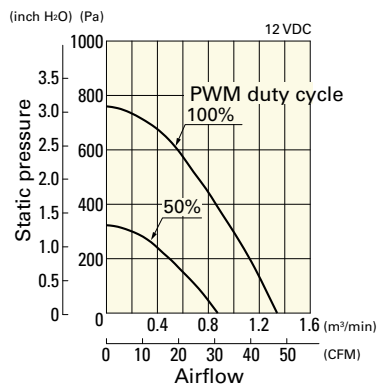


PWM duty - Speed characteristics example

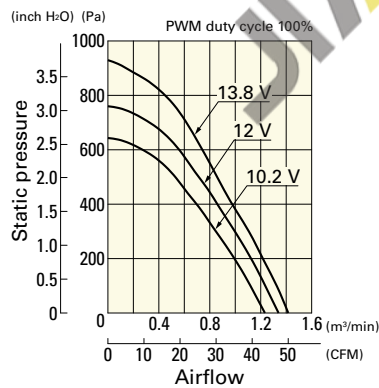


**9BMB12P2G01** With pulse sensor with PWM control function

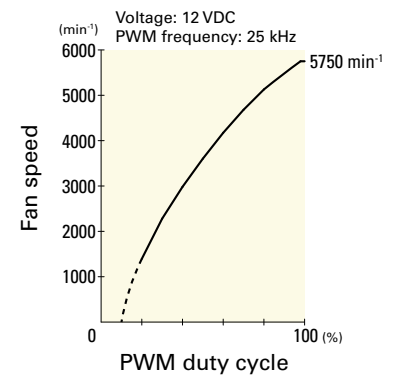
PWM duty cycle



Operating voltage range

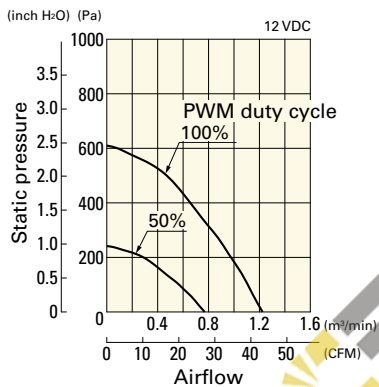


PWM duty - Speed characteristics example

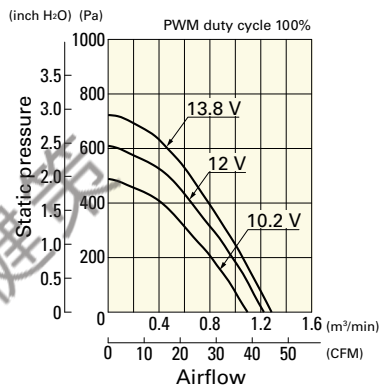


**9BMB12P2S01** With pulse sensor with PWM control function

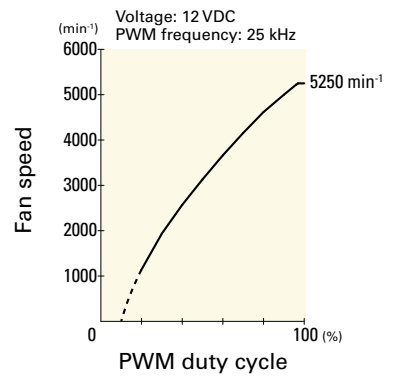
PWM duty cycle



Operating voltage range

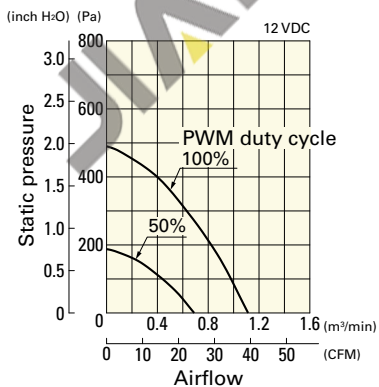


PWM duty - Speed characteristics example

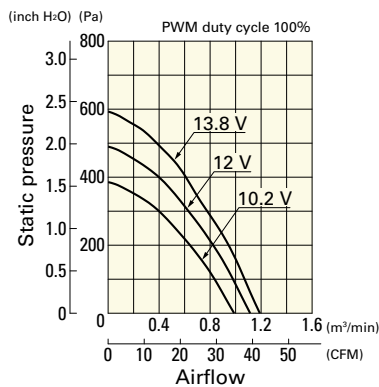


**9BMB12P2H01** With pulse sensor with PWM control function

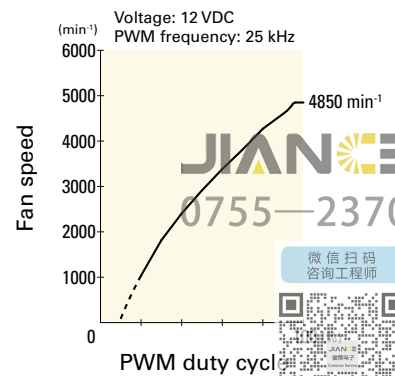
PWM duty cycle



Operating voltage range



PWM duty - Speed characteristics example



DC Blower 97 mm

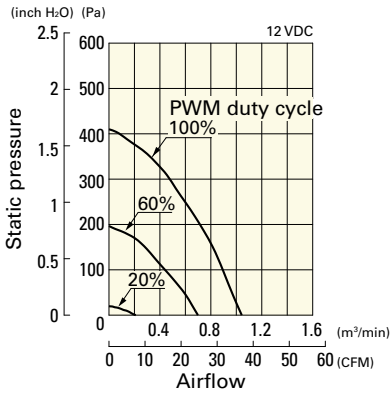
JIAN 健策  
0755-23706799



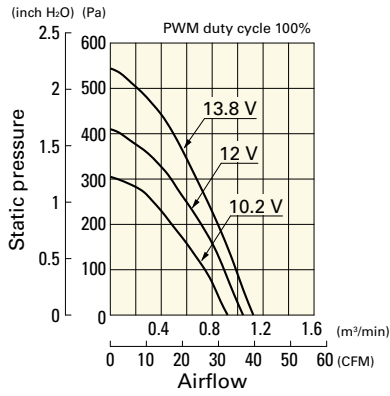
## Airflow - Static Pressure Characteristics / PWM Duty - Speed Characteristics Example

**9BMB12P2F01** With pulse sensor with PWM control function

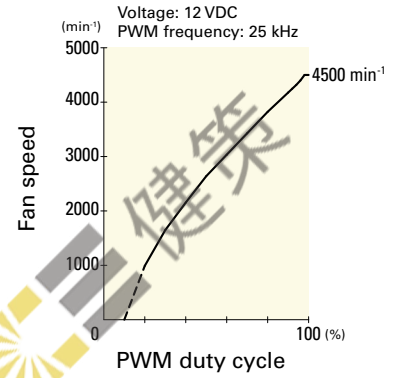
PWM duty cycle



Operating voltage range

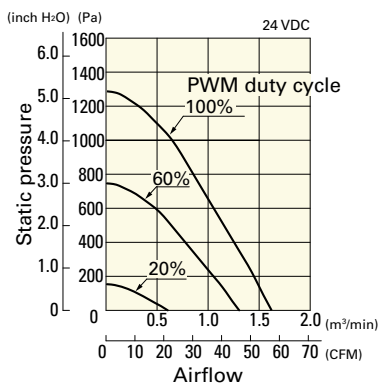


PWM duty - Speed characteristics example

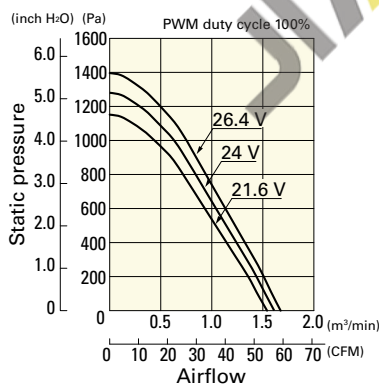


**9BMB24P2K01** With pulse sensor with PWM control function

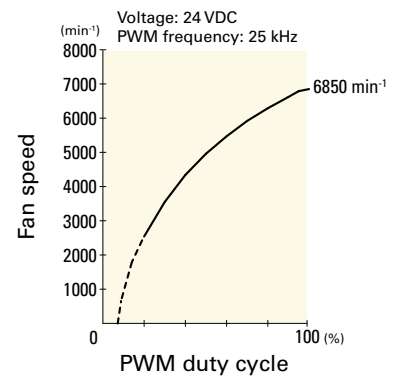
PWM duty cycle



Operating voltage range

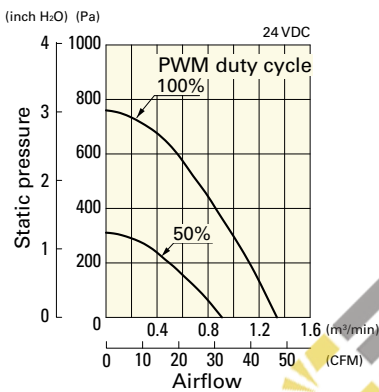


PWM duty - Speed characteristics example

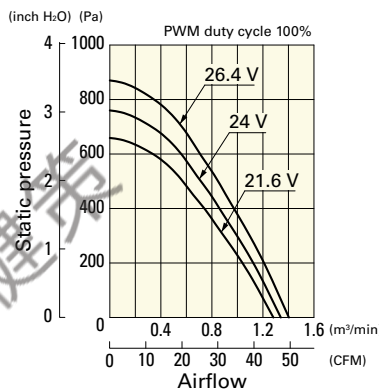


**9BMB24P2G01** With pulse sensor with PWM control function

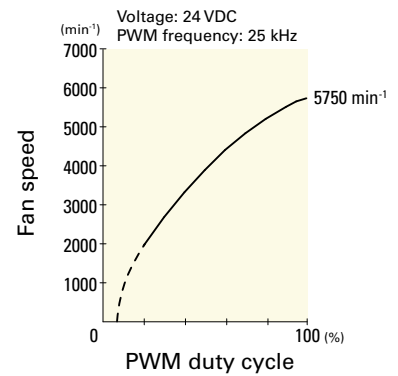
PWM duty cycle



Operating voltage range

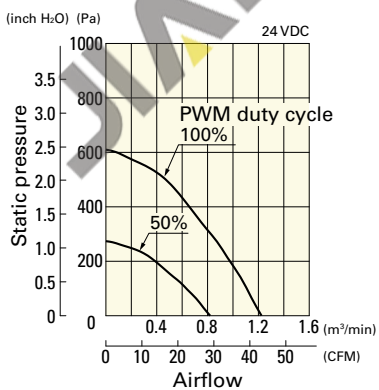


PWM duty - Speed characteristics example



**9BMB24P2S01** With pulse sensor with PWM control function

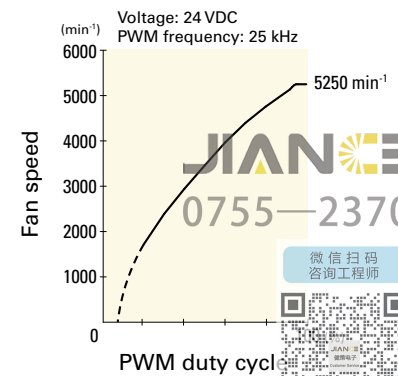
PWM duty cycle



Operating voltage range



PWM duty - Speed characteristics example



JIAN 健策  
0755-23706799

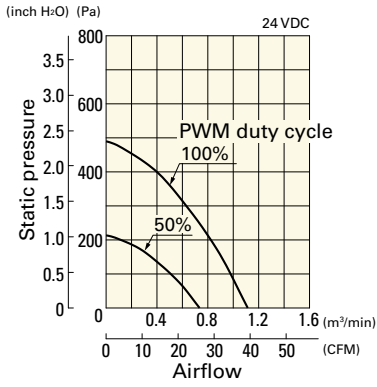
微信扫码  
咨询工程师



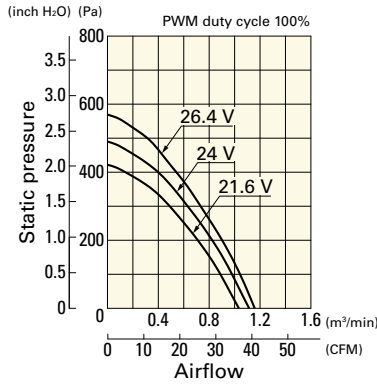
# Airflow - Static Pressure Characteristics / PWM Duty - Speed Characteristics Example

## 9BMB24P2H01 With pulse sensor with PWM control function

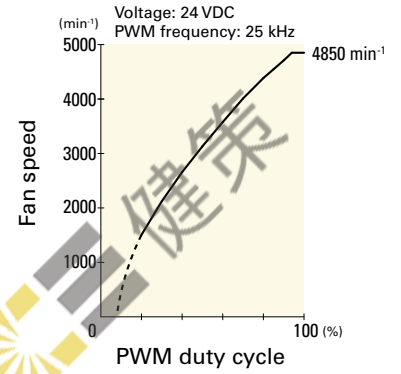
PWM duty cycle



Operating voltage range

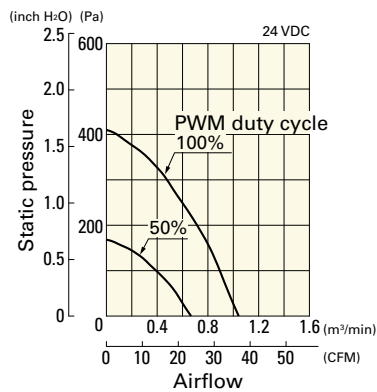


PWM duty - Speed characteristics example

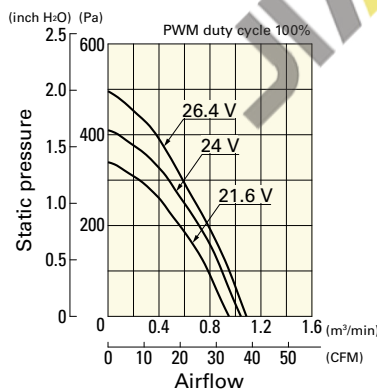


## 9BMB24P2F01 With pulse sensor with PWM control function

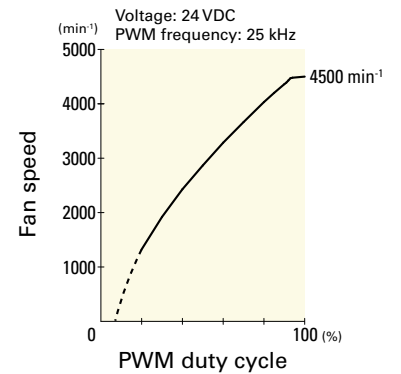
PWM duty cycle



Operating voltage range

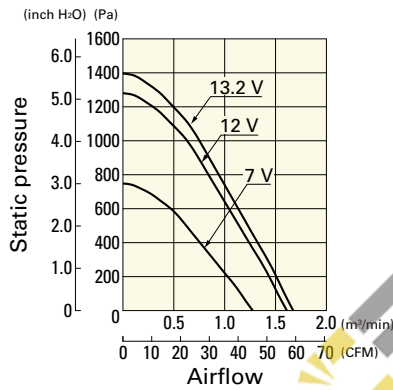


PWM duty - Speed characteristics example



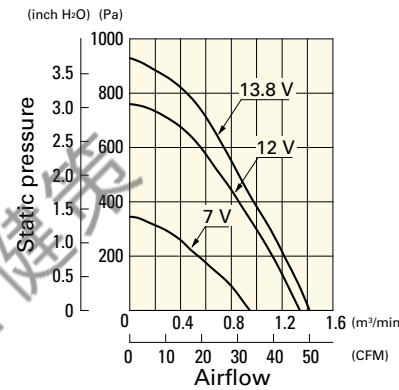
## 9BMB12K201 With pulse sensor

Operating voltage range



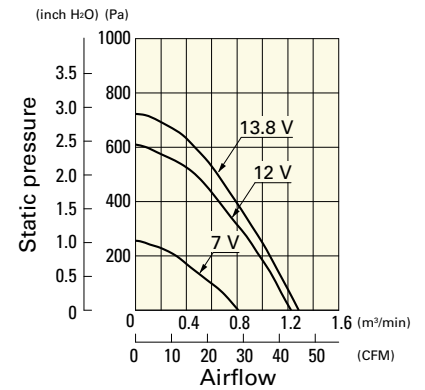
## 9BMB12G201 With pulse sensor

Operating voltage range



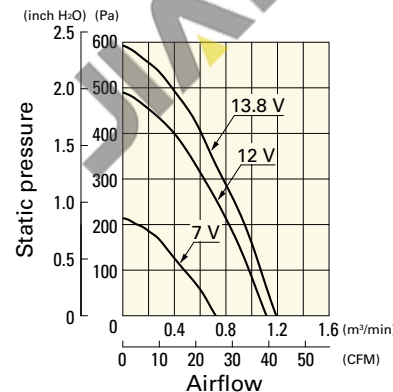
## 9BMB12S201 With pulse sensor

Operating voltage range



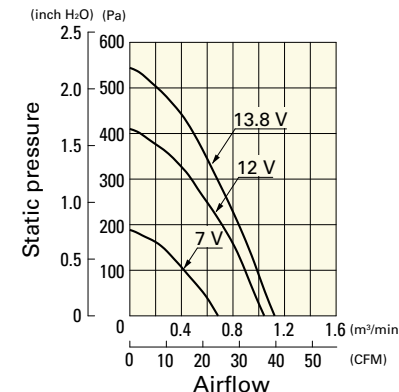
## 9BMB12H201 With pulse sensor

Operating voltage range



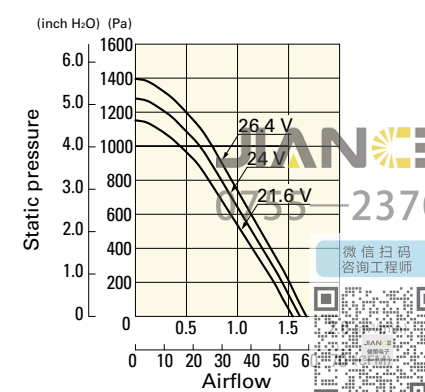
## 9BMB12F201 With pulse sensor

Operating voltage range



## 9BMB24K201 With pulse sensor

Operating voltage range



Blower 97 mm DC

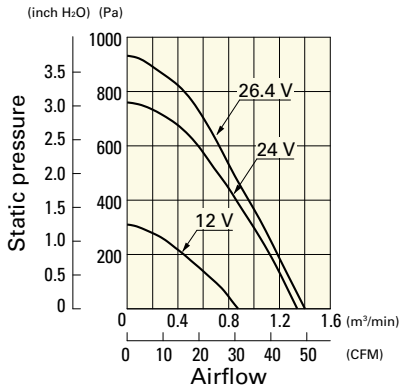
健康 23706799

微信扫码 咨询工程师

## Airflow - Static Pressure Characteristics

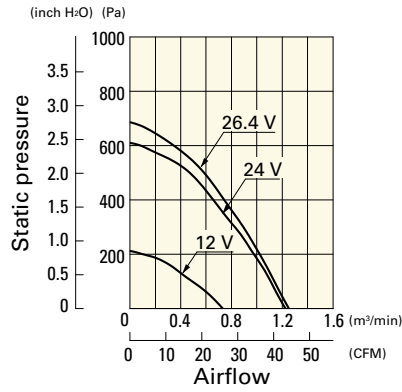
### 9BMB24G201 With pulse sensor

Operating voltage range



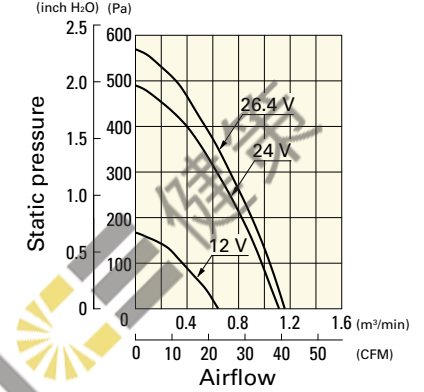
### 9BMB24S201 With pulse sensor

Operating voltage range



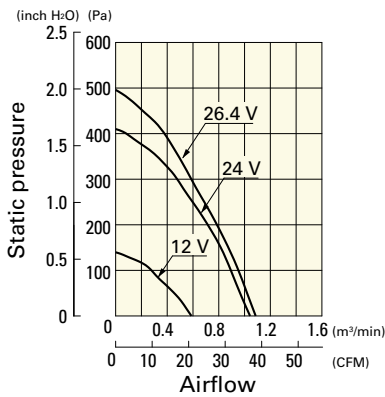
### 9BMB24H201 With pulse sensor

Operating voltage range

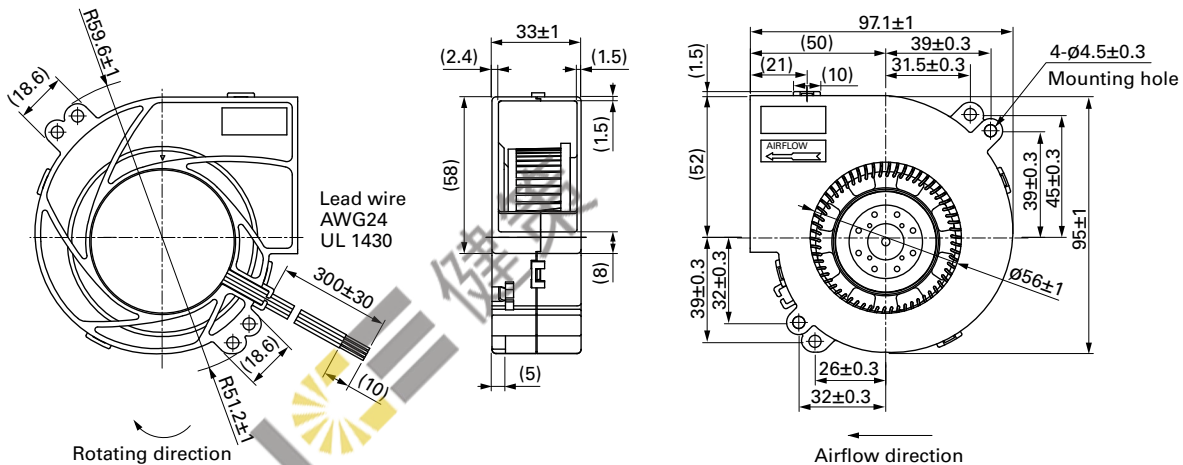


### 9BMB24F201 With pulse sensor

Operating voltage range



## Dimensions (unit: mm) (With pulse sensor with PWM control function)



JIAN 健策

0755—23706799

微信扫码  
咨询工程师



# Mouser Electronics

Authorized Distributor

Click to View Pricing, Inventory, Delivery & Lifecycle Information:

## Sanyo Denki:

[9BMB12F201](#) [9BMB12G201](#) [9BMB12P2F01](#) [9BMB12P2K01](#) [9BMB24P2G01](#) [9BMB24P2K01](#) [9BMB12H202](#)  
[9BMB24G201](#) [9BMB24S201](#) [9BMB24F201](#) [9BMB12S201](#) [9BMB24H201](#) [9BMB12H201](#) [9BMB12P2H01](#)  
[9BMB12P2S01](#) [9BMB12P2G01](#) [9BMB24K201](#) [9BMB12K201](#) [9BMB24G2D01](#) [9BMB24H2D01](#) [9BMB24P2H01](#)  
[9BMB24P2S01](#) [9BMB24P2F01](#) [9BMB12F2D01](#) [9BMB12K202](#) [9BMB24G202](#) [9BMB24K202](#) [9BMB12F202](#)  
[9BMB12G202](#) [9BMB12S202](#) [9BMB24F202](#) [9BMB24H202](#) [9BMB24F2D01](#) [9BMB12H2D01](#) [9BMB12G2D01](#)  
[9BMB24S202](#)

JIAN 健策

JIAN 健策  
0755—23706799

