



Ø **225x99** mm

**San Ace 225W 9W2TS** type 

**General Specifications**

- Material ..... Motor case: Aluminum (Black coating), Impeller: Plastic (Flammability: UL 94V-0)
- Expected life ..... See the table below. (L10 life: 90% survival rate for continuous operation in indoor free air at 60°C, rated voltage) Expected life at 40°C is for reference only.
- Motor protection function ..... Locked rotor burnout protection, Reverse polarity protection For details, please refer to p. 608.
- Dielectric strength ..... 50/60 Hz, 500 VAC, for 1 minute (between lead wire conductors and motor case)
- Insulation resistance ..... 10 MΩ min. at 500 VDC (between lead wire conductors and motor case)
- Sound pressure level (SPL) ..... A-weighted sound pressure level (SPL) at 1 m away from the air inlet.
- Storage temperature ..... -30 to +70°C (Non-condensing)
- Lead wire ..... ⊕Red ⊖Black (Sensor) Yellow (Control) Brown
- Mass ..... 1500 g
- Ingress protection ..... IP56 For more information on IP rating, refer to p. 617.


**Specifications** When the optional inlet nozzle (109-1134H) is mounted.

The models listed below **have a pulse sensor with PWM control.**

Model no.	Rated voltage [V]	Operating voltage range [V]	PWM duty cycle [%]	Rated current [A]	Rated input [W]	Rated speed [min <sup>-1</sup> ]	Max. airflow [m <sup>3</sup> /min] [CFM]	Max. static pressure [Pa] [inchH <sub>2</sub> O]	SPL [dB (A)]	Operating temperature [°C]	Expected life [h]
9W2TS48P0S001	48	36 to 72	100	2.45	117.6	3000	23.5 830	635 2.55	72.0	-25 to +70	40000/60°C (70000/40°C)
			15	0.24	11.5	1000	7.83 276	70.6 0.28	52.5		

\* PWM frequency is 25 kHz. Models without ratings for 0% PWM duty cycle have zero speed at 0%. When control terminal is open, speed is the same as at 100% duty cycle.

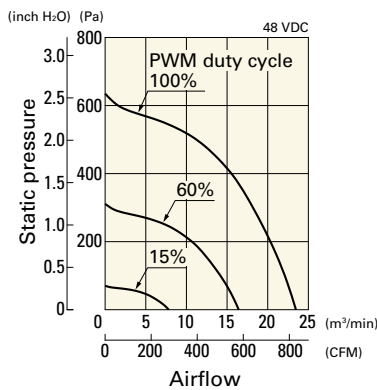
Note 1: Max input is 220 W at rated voltage.

Note 2: The  mark indicates Short LeadTime Service applicable models. See p. 664 for details.

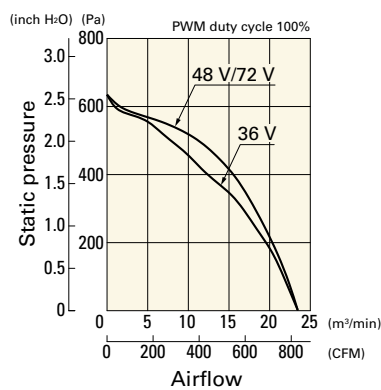
**Airflow - Static Pressure Characteristics / PWM Duty - Speed Characteristics Example**

**9W2TS48P0S001** With pulse sensor with PWM control

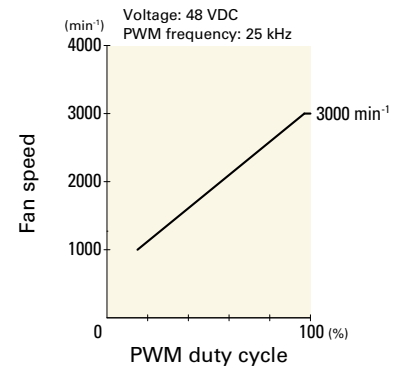
PWM duty cycle



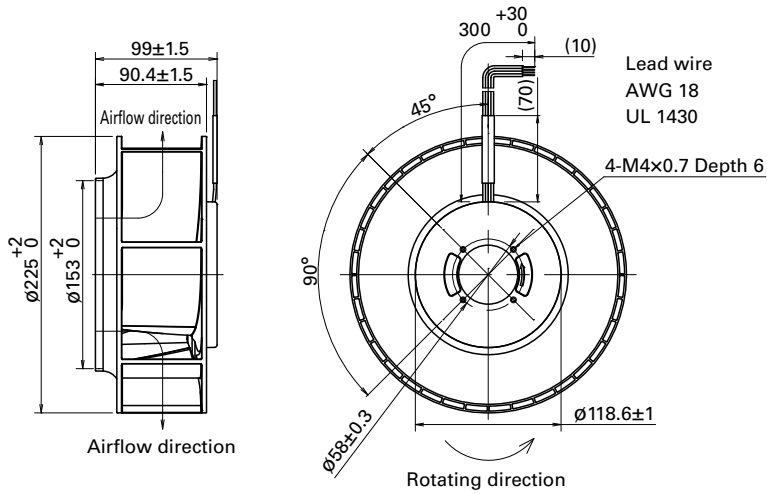
Operating voltage range



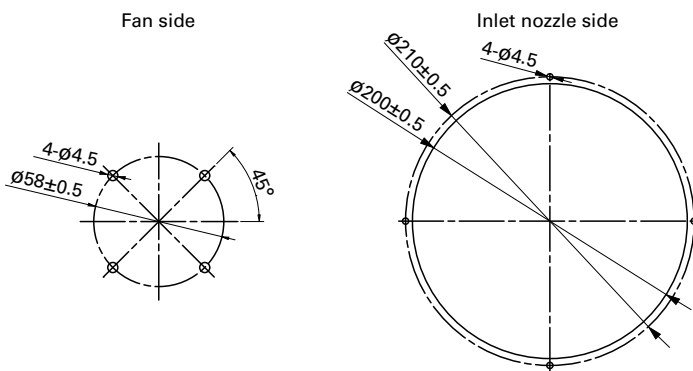
PWM duty - Speed characteristics example



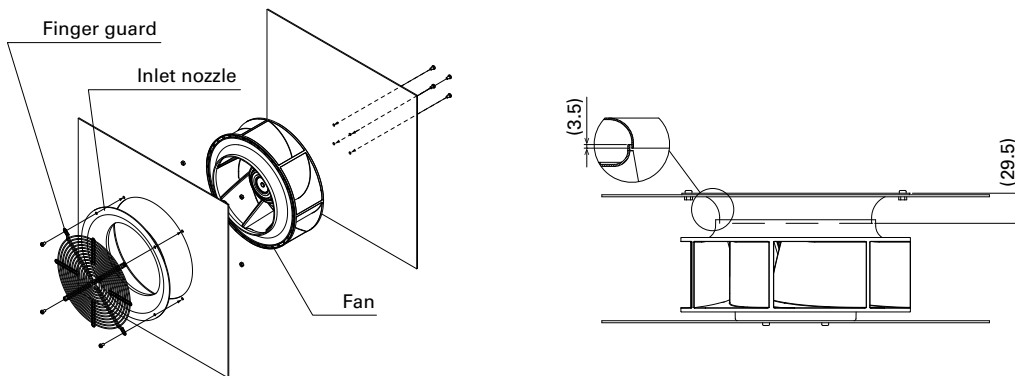
**Dimensions (unit: mm)**



**Reference Dimensions of Mounting Holes and Vent Opening (unit: mm)**



**Reference Diagram for Mounting (unit: mm)** Bracket-mounted model of this fan is available. For details, refer to pp. 338 to 339.



**Options**

Finger guards

page: p. 593

Model no.: 109-1137, 109-1137H

Inlet nozzle

page: p. 595

Model no.: 109-1134, 109-1134H